

BioNgraft™

Granules - Sticks



- 100% synthetic
- Osteoconductive
- Bioresorbable
- Radiopaque

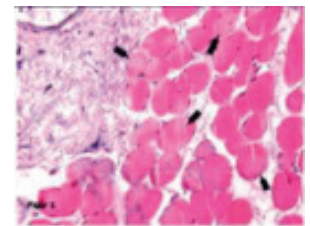
BioNgraft™

Granules-Sticks

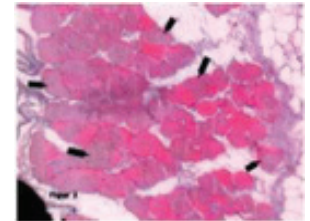


Biongraft granules and sticks is a Beta Tricalcium phosphate (β-TCP) based porous bone graft substitutes including ZrO_2 nanoparticles for antibacterial efficacy. The interconnectivity of porous structure and microporosity assist capillary motion of blood and body fluids, enhanced penetration for osteogenic cells, and ossification of the synthetic matrix.

For macroporosity, **Biongraft Granules and Sticks**, allows deep invasion of bone cells into the matrix. Biongraft polygonal granules have different particle size between 0,25-7 mm. The irregularly shaped granules promote interlocking and improve mechanical stability.



Osteoid formation (Osteoinductive characteristics) 2 months after implantation of Biongraft Granules (Crunch) in skeletal muscle



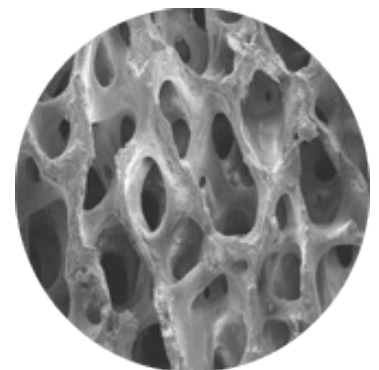
Biongraft is manufactured under patented process, which allow us to mimic the microarchitecture of the human bone. The interconnected porosity allows a full colonization of the graft by the host cells.

Biongraft may be combined with autogenous blood and/or bone marrow as well as with other bone grafts.

Biongraft features an interconnected porosity that guides the regeneration of the bone.

As the bone healing process occurs, **Biongraft** is resorbed and replaced by new bone.

Biongraft is available in Granules and Sticks shape.



Characteristics

- **%100 synthetic**

Contains no tissue of human or animal origin therefore carries no risk of disease transmission.

- **Osteoconductive**

Provides a scaffold for new bone. Highly interconnected porosity with excellent mechanical resistance.

- **Bioresorbable**


With its optimized porous structure and chemical composition, our products are suitable for the continuous remodeling cycle of healthy bone. β -TCP resorbs over time and being replaced with bone during the healing process.

- **Radiopaque**

Could be detected via CT and X-ray.

Indications

- Ridge augmentation
- Lateral and Crestal Sinus Augmentation
- Sinus lifts
- Filling of defect of endodontic origin
- Cysts or other Osseous defects
- Alveolar bone regeneration



Micro CT analysis of Granules

Specifications

BioNgraft™
Granules

REFERENCE CODE	DESCRIPTION	SIZE	VOLUME	PACKAGING
TBGG02501005	Granules	0.25-1 mm	0,5cc	1 unit/Box
TBGG02501010	Granules	0.25-1 mm	1 cc	1 unit/Box
TBGG05001010	Granules	0.5-1 mm	1 cc	1 unit/Box
TBGG05001020	Granules	0.5-1 mm	2 cc	1 unit/Box
TBGG05001050	Granules	0.5-1 mm	5 cc	1 unit/Box
TBGG10002010	Granules	1-2 mm	1 cc	1 unit/Box
TBGG10002020	Granules	1-2 mm	2 cc	1 unit/Box
TBGG10002050	Granules	1-2 mm	5 cc	1 unit/Box

BioNgraft™
Sticks

REFERENCE CODE	DESCRIPTION	VOLUME	PACKAGING
TBGES44201	Sticks	4x4x20 mm	1 unit/Box
TBGES44202	Sticks	4x4x20 mm	2 unit/Box
TBGES44204	Sticks	4x4x20 mm	4 unit/Box
TBGESC320	Sticks	3x20 mm	1 unit/Box
TBGESC420	Sticks	4x20 mm	1 unit/Box
TBGESC520	Sticks	5x20 mm	1 unit/Box
TBGESC620	Sticks	6x20 mm	1 unit/Box
TBGESC820	Sticks	8x20 mm	1 unit/Box



Produced Exclusively for

EOS

MEDICAL SOLUTIONS

10, Kassiopis Str., 17237,
Ymittos, Greece
Email: info@eosmed.eu
Website: www.eosmed.eu
Tel: +302160033602

CE
1783